

# WIMBLEY

MANAGEMENT



**Brett Batey**

Height : 6'2" | Chest : 41" | Waist : 32" | Inseam : 33" | Collar : 17.5" | Suit : R length / 42" us | Shoe : 12 us | Eyes : Hazel | Hair : Brown

# WIMBLEY

MANAGEMENT



**Brett Batey**

Height : 6'2" | Chest : 41" | Waist : 32" | Inseam : 33" | Collar : 17.5" | Suit : R length / 42" us | Shoe : 12 us | Eyes : Hazel | Hair : Brown

# WIMBLEY

MANAGEMENT





**Brett Batey**

Height : 6'2" | Chest : 41" | Waist : 32" | Inseam : 33" | Collar : 17.5" | Suit : R length / 42" us | Shoe : 12 us | Eyes : Hazel | Hair : Brown

# WIMBLEY

MANAGEMENT



**Brett Batey**

Height : 6'2" | Chest : 41" | Waist : 32" | Inseam : 33" | Collar : 17.5" | Suit : R length / 42" us | Shoe : 12 us | Eyes : Hazel | Hair : Brown

# WIMBLEY

MANAGEMENT



**Brett Batey**

Height : 6'2" | Chest : 41" | Waist : 32" | Inseam : 33" | Collar : 17.5" | Suit : R length / 42" us | Shoe : 12 us | Eyes : Hazel | Hair : Brown

# WIMBLEY

MANAGEMENT



**Brett Batey**

Height : 6'2" | Chest : 41" | Waist : 32" | Inseam : 33" | Collar : 17.5" | Suit : R length / 42" us | Shoe : 12 us | Eyes : Hazel | Hair : Brown

# WIMBLEY

MANAGEMENT



**Brett Batey**

Height : 6'2" | Chest : 41" | Waist : 32" | Inseam : 33" | Collar : 17.5" | Suit : R length / 42" us | Shoe : 12 us | Eyes : Hazel | Hair : Brown

# WIMBLEY

MANAGEMENT



**Brett Batey**

Height : 6'2" | Chest : 41" | Waist : 32" | Inseam : 33" | Collar : 17.5" | Suit : R length / 42" us | Shoe : 12 us | Eyes : Hazel | Hair : Brown

# WIMBLEY

MANAGEMENT



Brett Batey

Height : 6'2" | Chest : 41" | Waist : 32" | Inseam : 33" | Collar : 17.5" | Suit : R length / 42" us | Shoe : 12 us | Eyes : Hazel | Hair : Brown

# WIMBLEY

MANAGEMENT



**Brett Batey**

Height : 6'2" | Chest : 41" | Waist : 32" | Inseam : 33" | Collar : 17.5" | Suit : R length / 42" us | Shoe : 12 us | Eyes : Hazel | Hair : Brown

# WIMBLEY

MANAGEMENT



**Brett Batey**

Height : 6'2" | Chest : 41" | Waist : 32" | Inseam : 33" | Collar : 17.5" | Suit : R length / 42" us | Shoe : 12 us | Eyes : Hazel | Hair : Brown

# WIMBLEY

MANAGEMENT



**Brett Batey**

Height : 6'2" | Chest : 41" | Waist : 32" | Inseam : 33" | Collar : 17.5" | Suit : R length / 42" us | Shoe : 12 us | Eyes : Hazel | Hair : Brown

# WIMBLEY

MANAGEMENT



**Brett Batey**

Height : 6'2" | Chest : 41" | Waist : 32" | Inseam : 33" | Collar : 17.5" | Suit : R length / 42" us | Shoe : 12 us | Eyes : Hazel | Hair : Brown

# WIMBLEY

MANAGEMENT



**Brett Batey**

Height : 6'2" | Chest : 41" | Waist : 32" | Inseam : 33" | Collar : 17.5" | Suit : R length / 42" us | Shoe : 12 us | Eyes : Hazel | Hair : Brown

# WIMBLEY

MANAGEMENT




Brett Batey

Height : 6'2" | Chest : 41" | Waist : 32" | Inseam : 33" | Collar : 17.5" | Suit : R length / 42" us | Shoe : 12 us | Eyes : Hazel | Hair : Brown

# WIMBLEY

MANAGEMENT



**Brett Batey**

Height : 6'2" | Chest : 41" | Waist : 32" | Inseam : 33" | Collar : 17.5" | Suit : R length / 42" us | Shoe : 12 us | Eyes : Hazel | Hair : Brown