

# WIMBLEY

MANAGEMENT




Edward Bayer

Height : 6'1" | Waist : 28" | Inseam : 32" | Suit : R length / 38" us | Shoe : 10 us | Eyes : Blue | Hair : Brown

# WIMBLEY

MANAGEMENT




Edward Bayer

Height : 6'1" | Waist : 28" | Inseam : 32" | Suit : R length / 38" us | Shoe : 10 us | Eyes : Blue | Hair : Brown

# WIMBLEY

MANAGEMENT







Edward Bayer

Height : 6'1" | Waist : 28" | Inseam : 32" | Suit : R length / 38" us | Shoe : 10 us | Eyes : Blue | Hair : Brown



# WIMBLEY

MANAGEMENT






Edward Bayer

Height : 6'1" | Waist : 28" | Inseam : 32" | Suit : R length / 38" us | Shoe : 10 us | Eyes : Blue | Hair : Brown

# WIMBLEY

MANAGEMENT






Edward Bayer

Height : 6'1" | Waist : 28" | Inseam : 32" | Suit : R length / 38" us | Shoe : 10 us | Eyes : Blue | Hair : Brown

# WIMBLEY

MANAGEMENT



Edward Bayer

Height : 6'1" | Waist : 28" | Inseam : 32" | Suit : R length / 38" us | Shoe : 10 us | Eyes : Blue | Hair : Brown

# WIMBLEY

MANAGEMENT



**Edward Bayer**

**Height : 6'1" | Waist : 28" | Inseam : 32" | Suit : R length / 38" us | Shoe : 10 us | Eyes : Blue | Hair : Brown**