

WIMBLEY

MANAGEMENT





Eric Guilmette

Height : 6'0" | Chest : 40" | Waist : 32" | Inseam : 32" | Collar : 16.5" | Suit : R length / 42" us | Shoe : 10 us | Eyes : Brown | Hair : Brown

WIMBLEY

MANAGEMENT





Eric Guilmette

Height : 6'0" | Chest : 40" | Waist : 32" | Inseam : 32" | Collar : 16.5" | Suit : R length / 42" us | Shoe : 10 us | Eyes : Brown | Hair : Brown

WIMBLEY

MANAGEMENT




Eric Guilmette

Height : 6'0" | Chest : 40" | Waist : 32" | Inseam : 32" | Collar : 16.5" | Suit : R length / 42" us | Shoe : 10 us | Eyes : Brown | Hair : Brown

WIMBLEY

MANAGEMENT






Eric Guilmette

Height : 6'0" | Chest : 40" | Waist : 32" | Inseam : 32" | Collar : 16.5" | Suit : R length / 42" us | Shoe : 10 us | Eyes : Brown | Hair : Brown

WIMBLEY

MANAGEMENT







Eric Guilmette

Height : 6'0" | Chest : 40" | Waist : 32" | Inseam : 32" | Collar : 16.5" | Suit : R length / 42" us | Shoe : 10 us | Eyes : Brown | Hair : Brown

WIMBLEY

MANAGEMENT





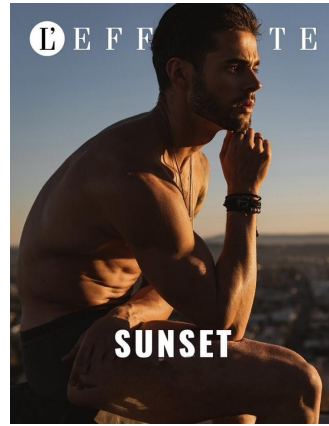


Eric Guilmette

Height : 6'0" | Chest : 40" | Waist : 32" | Inseam : 32" | Collar : 16.5" | Suit : R length / 42" us | Shoe : 10 us | Eyes : Brown | Hair : Brown

WIMBLEY

MANAGEMENT



Eric Guilmette

Height : 6'0" | Chest : 40" | Waist : 32" | Inseam : 32" | Collar : 16.5" | Suit : R length / 42" us | Shoe : 10 us | Eyes : Brown | Hair : Brown

WIMBLEY

MANAGEMENT

Eric Guilmette

Height : 6'0" | Chest : 40" | Waist : 32" | Inseam : 32" | Collar : 16.5" | Suit : R length / 42" us | Shoe : 10 us | Eyes : Brown | Hair : Brown