

WIMBLEY

MANAGEMENT



Ken Tamoto

Height : 6'1" | Chest : 37" | Waist : 32" | Inseam : 32" | Collar : 15" | Suit : R length / 40" us | Shoe : 11 us | Eyes : Brown | Hair : Black

WIMBLEY

MANAGEMENT





Ken Tamoto

Height : 6'1" | Chest : 37" | Waist : 32" | Inseam : 32" | Collar : 15" | Suit : R length / 40" us | Shoe : 11 us | Eyes : Brown | Hair : Black

WIMBLEY

MANAGEMENT




Ken Tamoto

Height : 6'1" | Chest : 37" | Waist : 32" | Inseam : 32" | Collar : 15" | Suit : R length / 40" us | Shoe : 11 us | Eyes : Brown | Hair : Black

WIMBLEY

MANAGEMENT




Ken Tamoto

Height : 6'1" | Chest : 37" | Waist : 32" | Inseam : 32" | Collar : 15" | Suit : R length / 40" us | Shoe : 11 us | Eyes : Brown | Hair : Black

WIMBLEY

MANAGEMENT



Ken Tamoto

Height : 6'1" | Chest : 37" | Waist : 32" | Inseam : 32" | Collar : 15" | Suit : R length / 40" us | Shoe : 11 us | Eyes : Brown | Hair : Black

WIMBLEY

MANAGEMENT



Ken Tamoto

Height : 6'1" | Chest : 37" | Waist : 32" | Inseam : 32" | Collar : 15" | Suit : R length / 40" us | Shoe : 11 us | Eyes : Brown | Hair : Black